



New  
Expertises for  
Teachers





Erasmus+

## *Logbook*

*Fedora Marrocchella - Antonina Stallone - Raffaele Mercuri*  
Istituto Comprensivo Statale «Riccardo Massa» - Milano (ITALY)

*«Integrating Creativity and Innovation into Teaching»*  
Barcino School - Barcellona 4 - 9 Marzo 2019

**Day1: *Departure from Milan***  
***Sunday 3rd of March 2019***



## Day1: *afternoon*

Arrival in Barcelona at 15.00 at the Hotel Expo Barcelona.

Visit at the Sants district to find the location of the course, visit to the Arena with a view from the terrace on the Montjuic.

Preparation of the introductory ppt of ourselves and our school.



## Day 2: *Monday 4th of March*



Arrival at the Barcino School.

The course is held by Europass teachers Marta Mandolini and Christian Gonzalez, in addition to us, three Irish teachers participate, they come from the school of Castleconnell near Limerick.

Presentation of the course and activities planned for the week.

After having illustrated the city of Barcelona, the different places of artistic, cultural, architectural and leisure interest; the presentation of the participants is started through an activity of «If you were ..» What fruit would you like to be?

Discussion on the different school systems of the three countries (Italy, Ireland and Catalonia) with a look at the entire Spanish system.

The first warming up activity concerns the execution of two drawings starting from the geometrical figure of the triangle, with the aim of inducing the participants to reflect on the meaning of the word CREATIVITY.

The activity continues with the definitions of IMAGINATION, CREATIVITY, INNOVATION through slides and videos.

After a wide debate it is concluded that in order to activate a CREATIVITY process it is necessary that INTENTION must be at the base.

Soon after the viewing of the Wonderful Creativity with Shadowology video we received a task to be performed and presented the next day.

During the afternoon Visit to the Modernist Recinte, walk on the Rambla and tasting of typical products at the BOQUERIA market.





DAY / TIME	MONDAY	TUESDAY	WEDNESDAY	THURSDAY	FRIDAY	SATURDAY
09.00 - 10.30	Welcome introductions Course Info	Psychology of Arts and Creativity	What floats your boat? - harness our creativity	Creating materials	Life skills in the classroom	Free time
10.30-10.50	Break	Break	Break	Break	Design Thinking for educators – Final project	
10.50-12.15	Presentation	The creative teacher	Flip you classroom I	Competition in the classroom + Rol play		
12.15-12.35	Break	Break	Break	Break	Break	
12.35-14.00	Creativity In the classroom	Practical activity	Flip you classroom II	Outdoor classroom	Round up of abilities acquired	
		<b>GRACIA BARRIO TOUR 19.00 (Optional)</b>				

\*Besides the Gracia Barrio Tour The first day of the course you will be provided with options about tours in Barcelona to be held either during the week or on Saturday at your best convenience.




Sagrada Família



Sagrada Família interno



La Boqueria



Rambla

## Day 3: *Tuesday 5th of March*

The day starts with the presentation of the drawings made by the groups with the technique of the shadows.

Focus on the difference in meaning between working in a group or in a team; it is defined that the group is an entity formed by several individuals who collaborate and each one gains its own benefit, the team instead is a working entity in which all the components contribute to the realization of a single goal and are responsible for it. Then we propose an activity linked to the music in which each participant had to tell something about itself through a song. In this way the group creates a more cognitive bond.

We have looked at the concept of what is ARTISTIC and what is CREATIVE through slides, videos and graphical representations. We analyzed the four elements of VISUAL LANGUAGE: lines/dots, color, light, composition.

The practical assignment that we have performed has been to look for and to photograph lines and points in the external space to the school and to realize in team a project with the different elements.






Elements of the Visual Language in the art: lines /dots, color, light, composition.




Gustav Klimt, L'albero della Vita



P. Mondrian, 1872 - 1944



Caravaggio, L'incredulità di San Tommaso




M.Rothko, 1942 - Colorfield



R.Rauschenberg, The tower


In the evening we have participated to a cultural walk organized by the Barcino School along the ancient district Gracia where we have had the opportunity to appreciate the first works of the young Gaudì, in particularly the **House Vicens** and the chapel of the **Virreia Church**.





## Parc de l'Espanya Industrial

Didactic activity in an open area



## Day 6: *Friday 8th of March*

We begin the day with an activity of physical and mental heating on the notes of the songs of: Katy Perry "Roar" and of Iggy Pop "The Passenger" because the music stimulates the creativeness.

We have had available different material of I recycle, and not, for the realization of a manufactured article that represented the personality of each connected to the formative experience. At the end of the activity the product of every single participant has been assembled in an only composition activating so the process of cooperative job in team.


The first part of the day is closed with the planning in team of a didactic unity developed in according to the followings points:

- Needs
- Brainstorming
- Develop of the activity
- Evaluation

The activity that we have planned is named "Play Well, Stay Better." The final individual job has been invented a fable that represented our formative experience during the frequency of the course. It was the restitution of the whole done activity during our learning.

Cause I am a champion and  
you're gonna here me roar

Katy Perry «Roar»




Iggy Pop «The Passenger»





## Day 6: afternoon

During the afternoon we have participated to a guided tour offered by Barcino School along the modernist buildings in Passeig de Gracia and nearby streets, also we have visited the to the Modernist Museum.



Casa Amatller








Fondaciò Tàpies



Casa Milà, «La Pedrera»



Casa Batllò



Casa Lleò Morera

## Day 7: *Saturday 9th of March*

During the last day we dedicated ourselves to the visit of the Miro Foundation and Montjuic.

We also went to discover other corners of the city such as the Barceloneta and the Gothic quarter. To conclude we saw a flamenco show.





New  
Expertises for  
Teachers



Erasmus+

Thank you for your attention!

